



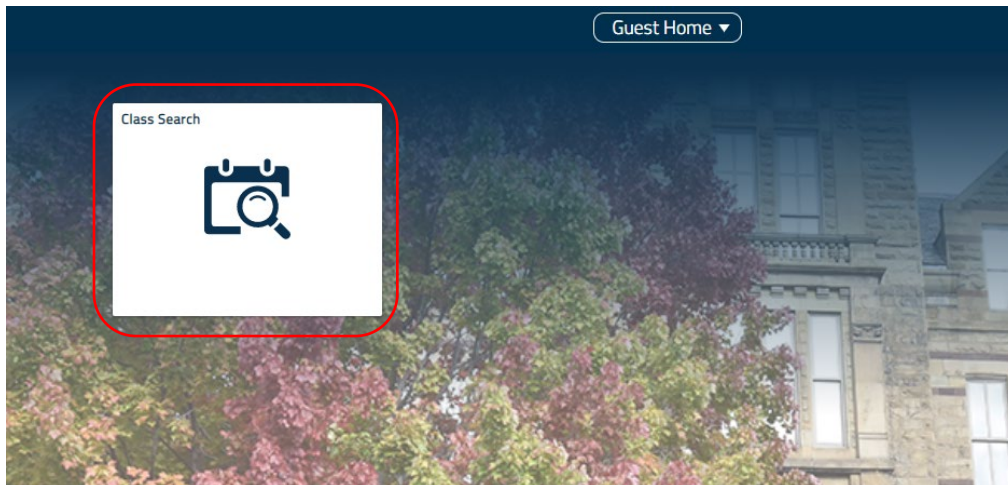
## How to find your CWRU classes

To find your class location, simply use the Case guest class search.

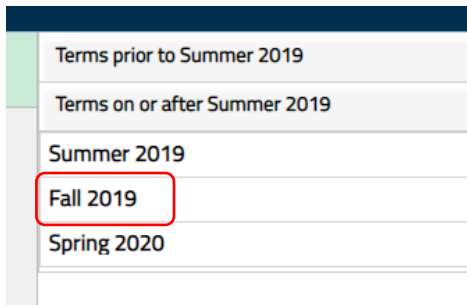
Start at <https://case.edu/registrar/registration-classes/class-search> and select either option to access the search:

The screenshot shows the University Registrar website. At the top, there is a search bar and navigation tabs for Registration + Classes, Dates + Deadlines, Grading + Transcripts, Forms + Services, Faculty + Staff, and General. The main content area is titled 'Class Search' and includes a description of the search function, a 'Help' section with a link to 'Search Tips', and a 'Questions' section with a link to the 'FAQ page'. On the right side, there are four buttons: 'Class Search', 'Search Tips', 'FAQs', and 'Archived SOC'. The 'Class Search' button is highlighted with a red box.

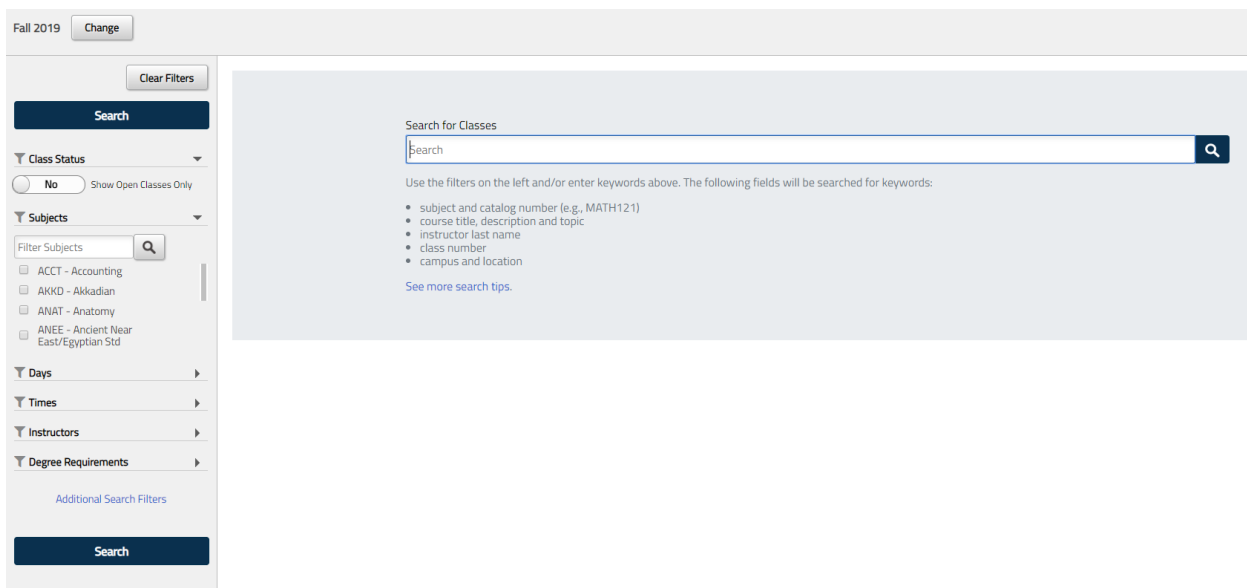
This will take you to the guest SIS homepage, where you should select class search:




Then select the term you want:



And search for your class using keywords or filters:



Find the class you're looking for, and its location is listed at the bottom right:



If you don't know where the building is, look it up on the CWRU campus map: <https://webapps.case.edu/map/>

*As of August 2019.*